



ಬೃಹತ್ ಬೆಂಗಳೂರು ಮಹಾನಗರ ಪಾಲಿಕೆ
Bruhat Bengaluru Mahanagara Palike



BBMP COVID-19 WAR ROOM 07.06.2022

BBMP / COVID-19 WAR ROOM / BULLETIN – 806 / 07.06.2022 / #BBMPfightsCOVID19



OVERVIEW OF COVID-19 IN BENGALURU



CASE TRENDS

ACTIVE CASES **2,390**

Confirmed Cases

339

17,89,456 #

Recovered Cases

277

17,70,101 #

Death Cases

0

16,965 #



HOSPITALIZATION

21

ICU – V

-

ICU

3

HDU

-

General

18

INCLUDES GOVT. QUOTA AND PRIVATE WALK-IN HOSPITALIZATION



VACCINATION

11,563 1,93,01,400 #

First Dose

1,143

96,21,075 #

Second Dose

4,705

88,01,559 #

Precaution Dose

5,715

6,49,417 #



TRIAGING

MTU

15

Tele Triage

154



ACTIVE CLUSTERS

11

Budding Clusters
(<5 Cases)

10

Clusters (> 5 cases)

1



TESTING

14,908 3,01,44,584 #

RAT

2,952

RTPCR

11,956

Positivity : 1.84%

*FOR LAST 7 DAYS

: indicates cumulative numbers till date



ABSTRACT OF COVID-19 SCENARIO IN BENGALURU


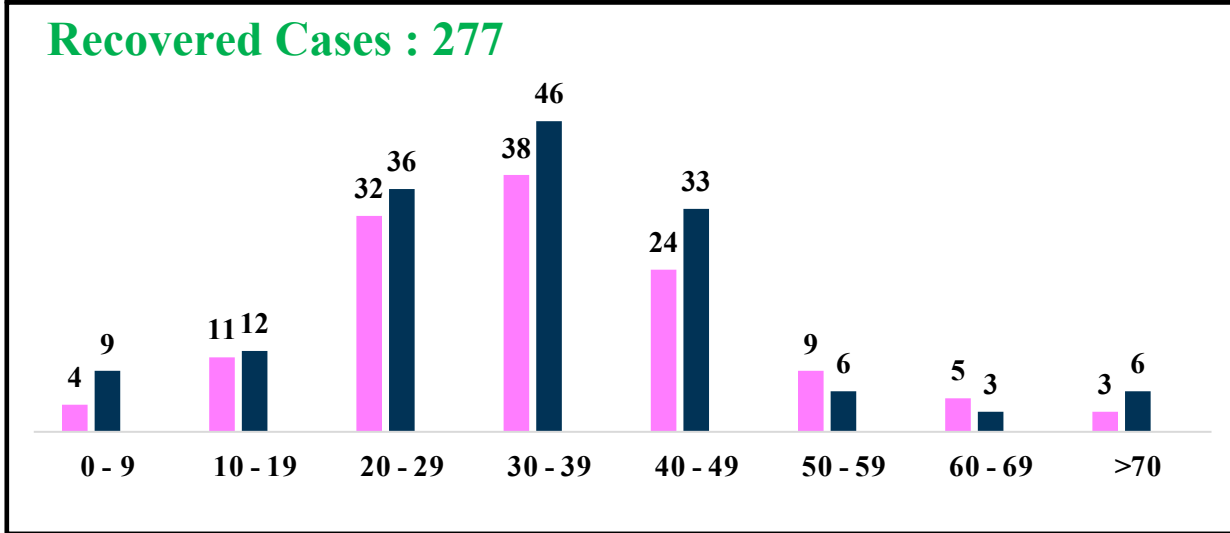
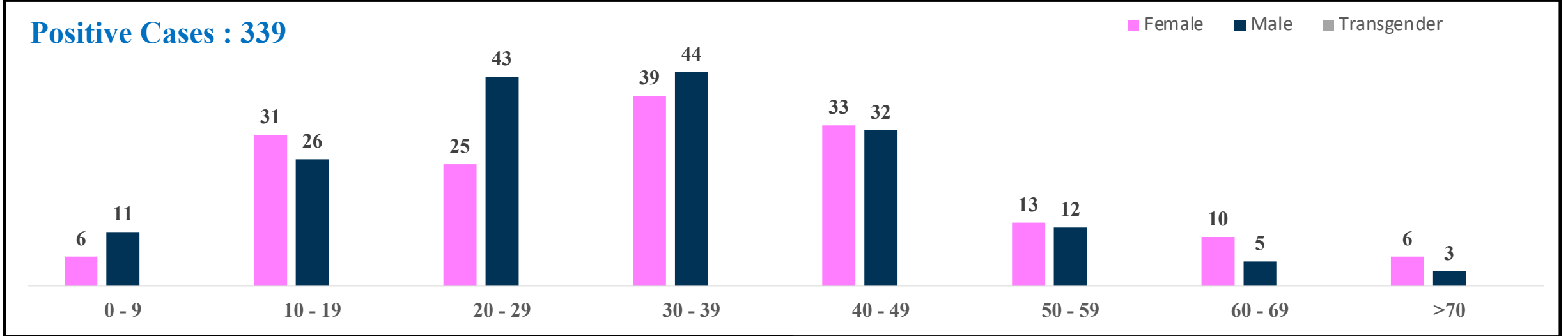


	MALE			FEMALE			TRANSGENDER			TOTAL		
	Last 24 Hours	Last 7 Days	Cumulative	Last 24 Hours	Last 7 Days	Cumulative	Last 24 Hours	Last 7 Days	Cumulative	Last 24 Hours	Last 7 Days	Cumulative
Positive Cases	176	956	10,58,379	163	783	7,30,886	0	0	191	339	1,739	17,89,456
Recovered Cases	151	757	10,45,848	126	621	7,24,163	0	0	183	277	1,378	17,70,101
Death Cases	0	0	10,745	0	1	6,216	0	0	4	0	1	16,965
Total Tests Done	In Last 24 hrs. : 14,908			In last 7 days : 94,616			Cumulative : 3,01,44,584					
Vaccine Doses Administered	In Last 24 hrs. : 11,563			In last 7 days : 1,15,563			Cumulative : 1,93,01,400					
ACTIVE CASES							2,390					

*Covid deaths occurred today : 00 | Covid deaths occurred beyond last 72 hrs., reported today : 01



LAST 24 HOURS AGE GROUP AND GENDER WISE DISTRIBUTION

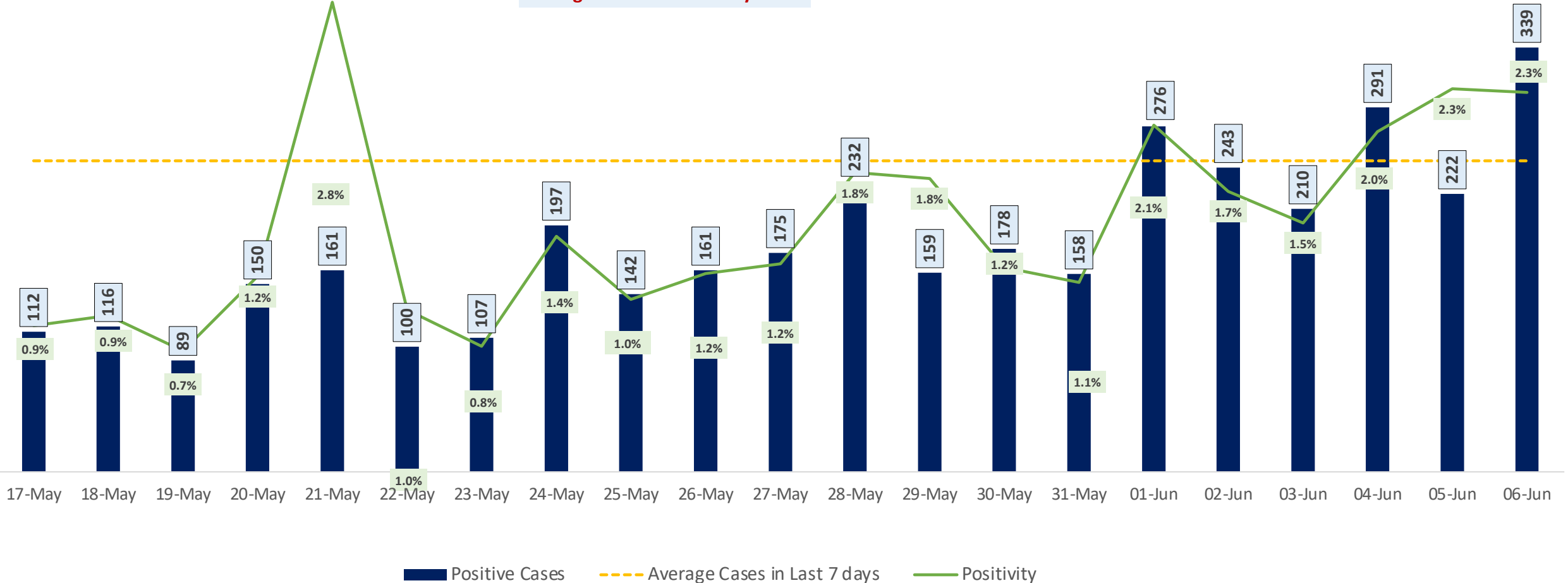




POSITIVITY RATE OF BENGALURU – LAST 21 DAYS



Average Cases in Last 7 days : 248





TESTING TRENDS IN BENGALURU

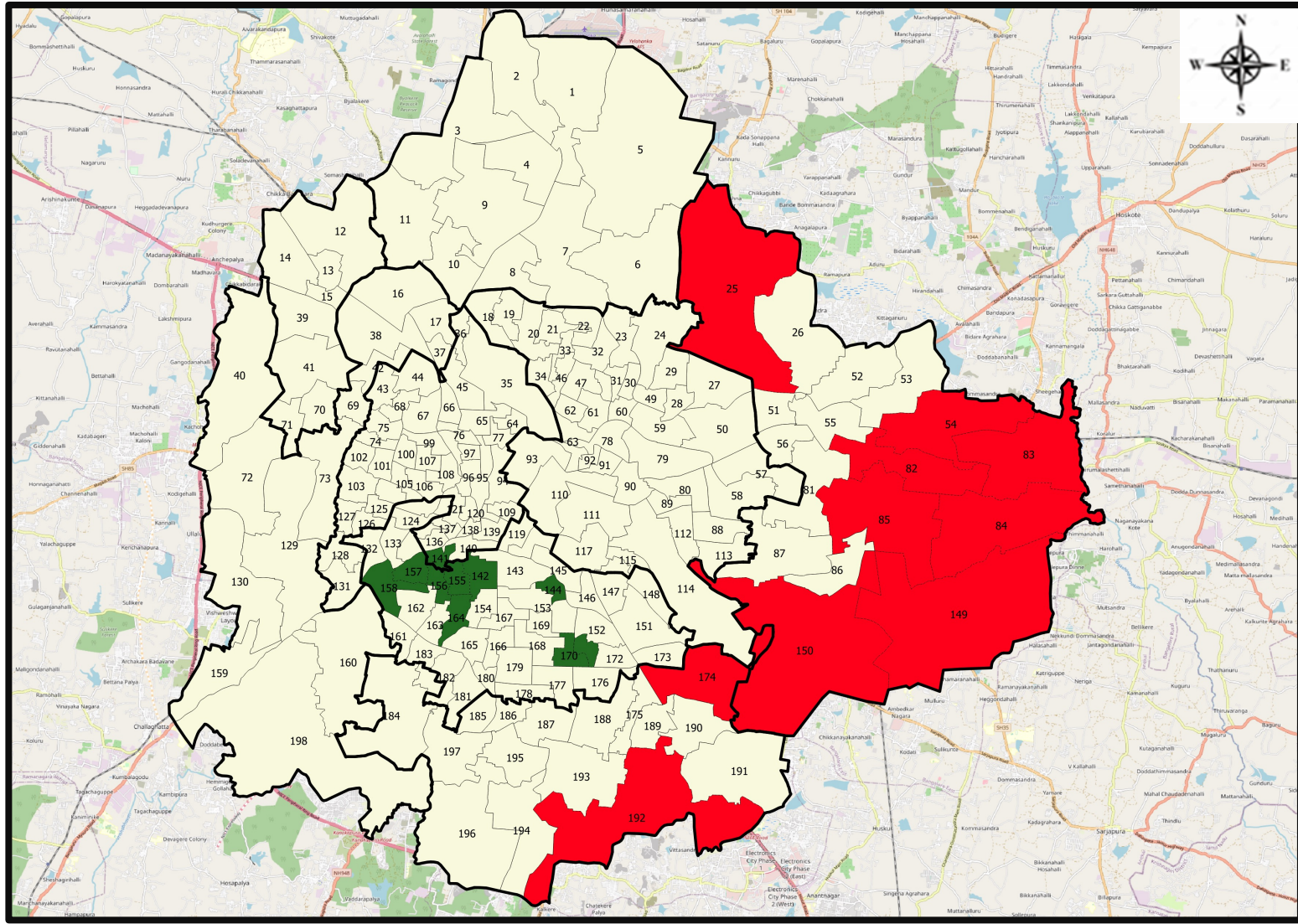


Total Test Conducted Till Date	Test Conducted Last 24 hours	Last 7 Days Average
3,01,44,584	14,908	13,517





BENGALURU URBAN MAP SHOWING TREND OF POSITIVE CASES IN LAST 7 DAYS



Top 10 wards reporting highest number of positive cases in last 7 days

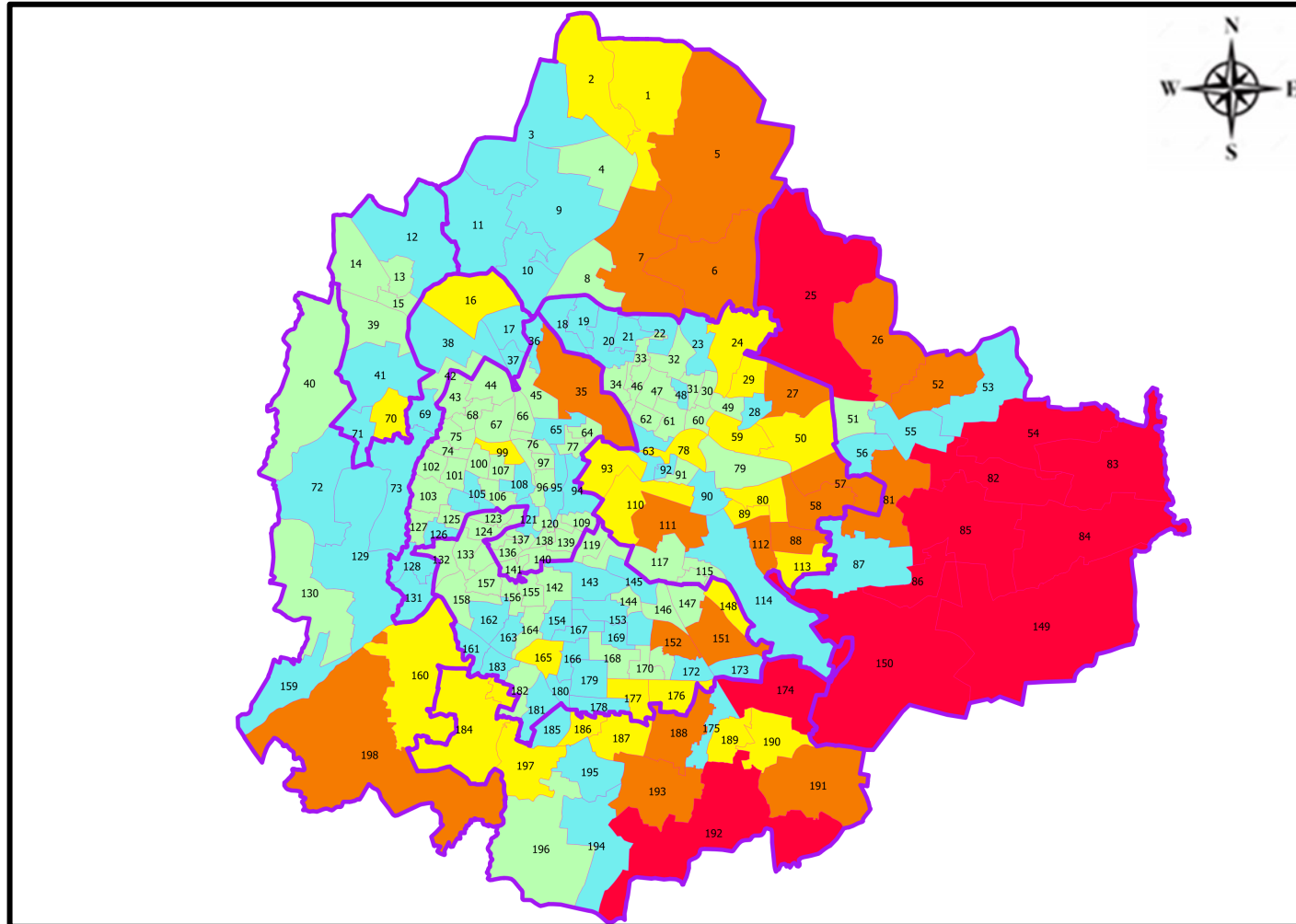
Ward No.	Ward Name	Daily Cases Average
150	Bellanduru	35
149	Varthuru	10
84	Hagadur	8
85	Dodda Nekkundi	8
83	Kadugodi	7
174	HSR Layout	7
192	Begur	7
25	Horamavu	6
54	Hudi	5
82	Garudachar Palya	5







Top 10 wards reporting least number of positive cases in last 7 days

Ward No.	Ward Name	Daily Cases Average
171	Gurappanapalya	0
170	Jayanagar East	0
164	Vidyapeeta Ward	0
158	Deepanjali Nagara	0
157	Gali Anjaneya Temple	0
156	Srinagara	0
155	Hanumanth Nagar	0
144	Siddapura	0
142	Sunkenahalli	0
141	Azad Nagar	0



BENGALURU MAP SHOWING INTENSITY OF POSITIVE CASES IN LAST 7 DAYS



-  Level 1 : 0 to 1 Cases
-  Level 2 : 1 to 05 Cases
-  Level 3 : 05 to 10 Cases
-  Level 4 : 10 to 25 Cases
-  Level 5 : More than 25 Cases
-  Zone Boundaries

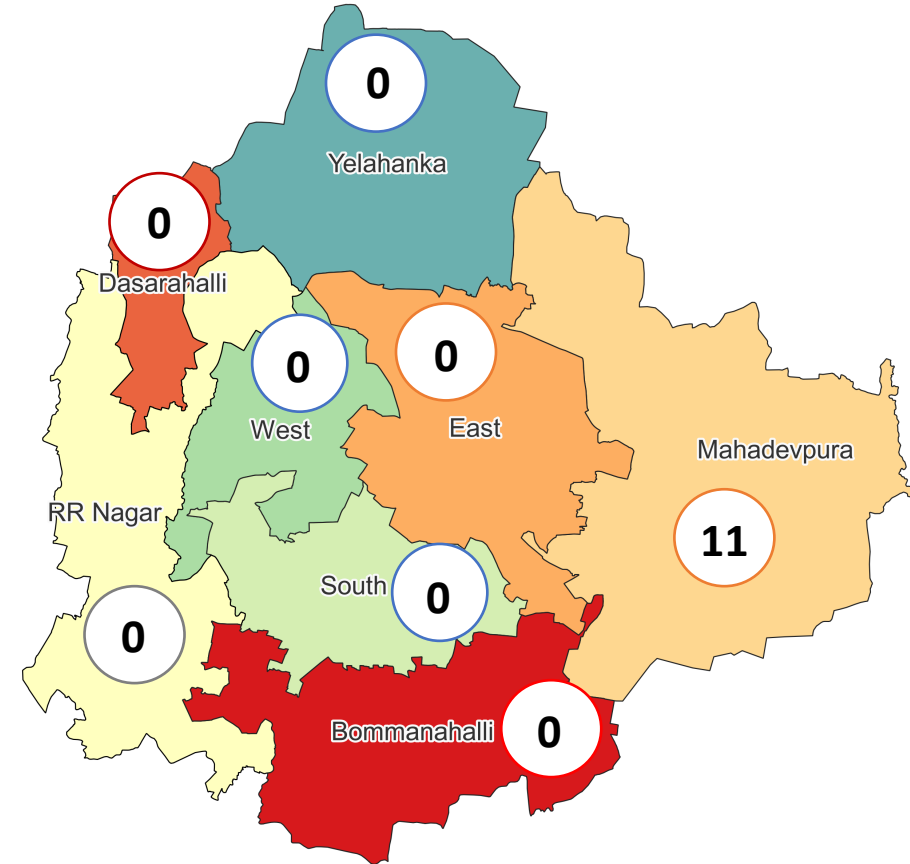


CLUSTER DETAILS



Zone Name	TOTAL CLUSTERS	Budding Clusters	Clusters	Outbreaks
		Less Than 5 Cases	5 To 14 Cases	More Than 14 Cases
BOMMANAHALLI	0 (-)	0 (-)	0 (-)	0 (-)
DASARAHALLI	0 (-)	0 (-)	0 (-)	0 (-)
EAST	0 (-)	0 (-)	0 (-)	0 (-)
MAHADEVPURA	11 (-)	10 (-)	1 (-)	0 (-)
RR NAGAR	0 (-)	0 (-)	0 (-)	0 (-)
SOUTH	0 (-)	0 (-)	0 (-)	0 (-)
WEST	0 (-)	0 (-)	0 (-)	0 (-)
YELAHANKHA	0 (-)	0 (-)	0 (-)	0 (-)
TOTAL	11 (-)	10 (-)	1 (-)	0 (-)

Total Active Clusters



Types of Clusters

Zone Name	Apartments/ Villa	Individual House	Hostels/Quarters	Others	Schools/Colleges
BOMMANAHALLI	0 (-)	0 (-)	0 (-)	0 (-)	0 (-)
DASARAHALLI	0 (-)	0 (-)	0 (-)	0 (-)	0 (-)
EAST	0 (-)	0 (-)	0 (-)	0 (-)	0 (-)
MAHADEVPURA	9 (-)	2 (-)	0 (-)	0 (-)	0 (-)
RR NAGAR	0 (-)	0 (-)	0 (-)	0 (-)	0 (-)
SOUTH	0 (-)	0 (-)	0 (-)	0 (-)	0 (-)
WEST	0 (-)	0 (-)	0 (-)	0 (-)	0 (-)
YELAHANKHA	0 (-)	0 (-)	0 (-)	0 (-)	0 (-)
TOTAL	9 (-)	2 (-)	0 (-)	0 (-)	0 (-)

▲▼ : Shows increase and decrease in numbers as compared to previous day

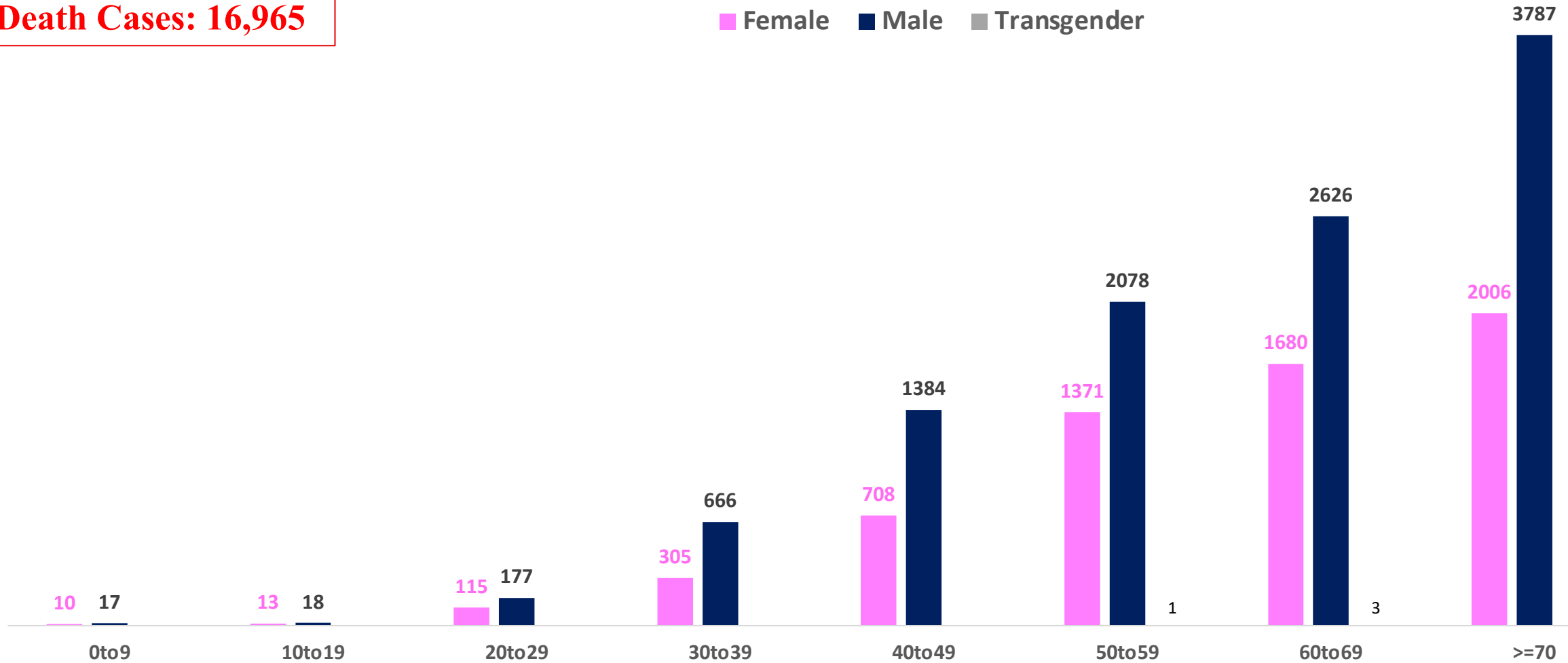


AGE AND GENDER WISE DISTRIBUTION OF DEATH CASES



Death Cases: 16,965

Female Male Transgender





VACCINATION COVERAGE AS ON 06.06.2022



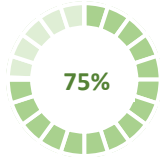
Total Doses Administered

1,93,01,400

▲ 11,563

Total 12-14 years Population : 2.82 Lakhs

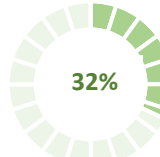
1ST DOSE



2,12,358
Doses administered

▲ 690

2ND DOSE



89,904
Doses administered

▲ 606

Total 15-18 years Population : 4.42 Lakhs

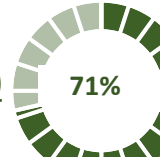
1ST DOSE



3,45,730
Doses administered

▲ 215

2ND DOSE

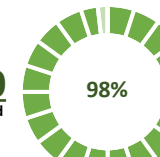


2,90,619
Doses administered

▲ 564

Total adult Population : 91.7 Lakhs

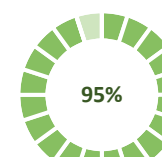
1ST DOSE



90,01,717
Doses administered

▲ 238

2ND DOSE



87,11,655
Doses administered

▲ 3,535

Priority Group*

Health Care Workers

Dose 1

2,10,319

Doses administered

▲ 1

Dose 2

2,06,554

Doses administered

▲ 12

Frontline Workers

Dose 1

3,81,817

Doses administered

▲ 1

Dose 2

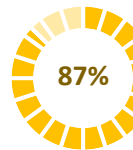
3,72,626

Doses administered

▲ 5

18 - 44 Years Coverage

Dose 1

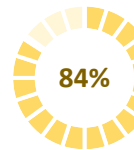


57,35,993

Doses administered

▲ 193

Dose 2



55,29,799

Doses administered

▲ 2,934

PRECAUTION DOSE



6,49,417

Doses administered

▲ 5,715

PRECAUTION DOSES ADMINISTERED

Health Care Workers

79,236

Booster Doses administered

▲ 240

Front Line Workers

85,502

Booster Doses administered

▲ 796

60 + Years Coverage

3,31,116

Booster Doses administered

▲ 1,183

18 + Years Coverage

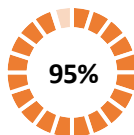
1,53,563

Booster Doses administered

▲ 3,496

45 – 59 Years Coverage

Dose 1

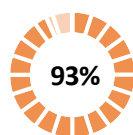


16,93,977

Doses administered

▲ 28

Dose 2



16,52,922

Doses administered

▲ 375

60 + Years Coverage

Dose 1



9,79,611

Doses administered

▲ 15

Dose 2



9,49,754

Doses administered

▲ 209

▲ indicates the increase in last 24 hours



COVID-19 SCENARIO IN BENGALURU AND OTHER METROPOLITIAN CITIES



CITY NAME	Positive Cases	Active Cases	Recovered	Deceased	Vaccine Doses Administered
New Delhi	19,08,977	1,349	18,81,416	26,212	3,44,28,759
Bengaluru*	17,89,456	2,390	17,70,101	16,965	2,21,90,749
Mumbai	10,69,612	5,238	10,44,805	19,569	2,11,74,952
Chennai	7,52,888	423	7,43,397	9,068	1,05,55,689
Kolkata	4,47,192	272	4,41,264	5,656	1,01,97,057

Source : <https://dashboard.cowin.gov.in/> at 4:55pm (07.06.2022)
Source : <https://www.covid19bharat.org/> at 4:55 pm (07.06.2022)

*includes BBMP & Bengaluru Urban



SNAPSHOT OF COVID-19 CASES IN BENGALURU URBAN



**Total Wards With
<=10 Cases* :
166**

**Tests Conducted
On 06.06.2022:
14,908**

**Recovery
Rate:
98.92%**

**Total
Active Cases :
2,390**

**Total Vaccinated on
06.06.2022:
11,563**

**Positivity
Rate* :
1.84%**

**Active
Rate:
0.13%**

**Case
Fatality Rate* :
0.06%**



*Total positive cases In the past 7 days

*CFR and positivity is for Past 7 days



ಬೃಹತ್ ಬೆಂಗಳೂರು ಮಹಾನಗರ ಪಾಲಿಕೆ
Bruhat Bengaluru Mahanagara Palike



Download BBMP Bulletin	https://apps.bbmpgov.in/covid19/mediabulletin.php
For BBMPCovid19 Bed Status:	https://apps.bbmpgov.in/covid19/en/Bedstatus.php
To register for vaccination :	https://selfregistration.cowin.gov.in/
BBMP COVID19 Dashboard:	https://apps.bbmpgov.in/covid19/
Follow us on:	 www.facebook.com/bbmp.comm1/
	 twitter.com/BBMPCOMM

Issued by:

Honorable Chief Commissioner, BBMP
Special Commissioner Health & IT, BBMP
MD, Bengaluru Smart City Limited

THANK YOU !

ಬೃಹತ್ ಬೆಂಗಳೂರು ಮಹಾನಗರ ಪಾಲಿಕೆ
Bruhat Bengaluru Mahanagara Palike

MASK UP BENGALURU!!!



MAINTAIN SOCIAL DISTANCING



WASH HANDS REGULARLY



GET VACCINATED

